

Manglam India Ltd.

Regd. Office :10 Princep Street, 2nd Floor, Kolkata - 700072
E:manglamindialtd@gmail.com, W: www.manglamindia.in
Phone : 91-33-4002 2880, Fax :91-33-2237 9053
CIN: L51420WB1993PLC060955

18thOctober, 2022

To,
The Secretary,
The Calcutta Stock Exchange Ltd.
7, Lyons Range,
Kolkata – 700 001
Scrip Code : 23455

Dear Sir/Ma'am,

Sub: Submission of Shareholding pattern under Regulation 31 (1) (b) of SEBI (Listing Obligations and Disclosure Requirements) Regulations, 2015 for the quarter ended 30th September, 2022.

In accordance with Regulation 31 (1) (b) of SEBI (Listing Obligations and Disclosure Requirements) Regulations, 2015, Please find enclosed herewith the shareholding pattern for the quarter ended 30th September, 2022.

This is for your perusal, necessary action and record.

Thanking you,

yours faithfully,

For Manglam India Ltd.

MANGLAM INDIA LTD.

Manoj Saraogi

Authorised Signatory/Director

Manoj Saraogi

(Managing Director)

Din: 00278490

Format of holding of specified securities

1. Name of Listed Entity: MANGLAM INDIA LTD. (CIN:L51420WB1993PLC060955)
2. Scrip Code 023455 Name of Scrip :- Class of Security Equity
3. Share Holding Pattern Filed under : Reg. 31(1)(a)/Reg. 31(1)(b)/Reg. 31(1)(c)
 - a. If under 31 (1)(b) then indicate the report for Quarter ending: 30/09/2022
 - b. If under 31(1)(c) then indicate date of allotment/extinguishment

4. Declaration : The Listed entity is required to submit the following declaration to the extent of submission of information:-

Particulars	Yes*	No*
1 Whether the Listed Entity has issued any partly paid up shares?		No
2 Whether the Listed Entity has issued any Convertible Securities or Warrants?		No
3 Whether the Listed Entity has any shares against which depository receipts are issued?		No
4 Whether the Listed Entity has any shares in Locked-in?		No
5 Whether any shares held by promoters are pledge or otherwise encumbered?		No
6 Whether company has equity shares with differential voting rights?		
7 Whether the Listed Entity has any significant beneficial owner?		

* If the Listed Entity selects the option 'No' for the questions above, the column for the partly paid up shares, Outstanding Convertible Securities/Warrants, depository receipts, locked-in shares, No of shares pledged or otherwise encumbered by promoters, as applicable, shall not be displayed at the time of dissemination on the Stock Exchange website. Also wherever there is 'No' declared by Listed Entity in above table the values will be considered as 'Zero' by default on submission of the format of holding of specified securities.

5. The tabular format for disclosure of holding of specified securities is as follows:-





Table I - Summary Statement holding of specified securities as on 30/09/2022

Category (I)	Nos. of shareholders (II)	No of fully paid up equity shares held (IV)	No of Partly paid-up equity shares held (V)	No. of shares underlying Depository Receipts (VI)	Total nos shares held (VII)=(IV)+(V)+(VI)	Shareholding as a % of total no. of shares (calculated as per SCRR, 1957) (VIII) As a % of (A+B+C2)	Number of Voting Rights held in each class of securities (IX)		No of shares underlying convertible securities (including Warrants) (X)	Shareholding as a % assuming full conversion of convertible securities (as a diluted share capital) (XI)=(VII)+(X) as a % of (A+B+C2)	Number of Locked in shares (XII)		Number of shares pledged or otherwise encumbered (XIII)		Number of equity shares held in dematerialized form (XIV)
							Class eg. x	Total			No. (a)	As a % of total shares held (b)	No. (a)	As a % of total shares held (b)	
(A) Promoter & Promoter group	1	174370	0	0	174370	3.3459	174370	0	3.3459	0	0.0000	0	0.0000	174370	
(B) Public	370	5037051	0	0	5037051	96.6541	5037051	0	96.6541	0	0.0000	0	NA	2893747	
(C) Non Promoter - Non Public													NA		
(C1) Shares underlying DRS						NA							NA		
(C2) Shares held by Employee Trusts													NA		
Total	371	5211421	0	0	5211421	100.0000	5211421	0	100.0000	0	0.0000	0		3068117	



MANGLAM INDIA LTD.													
Table II - Statement Showing shareholding pattern of the Promoter and Promoter Group as on 30/09/2022													
Category & Name of the Shareholders (I)	Entity type i.e. promoter group entity (except promoter)	PAN	Nos. of Shareholders (II)	Nos. of paid up equity shares held (IV)	Partly paid-up equity shares held (V)	Nos. of underlying Depository Receipts (VI)	Shareholding % calculated as per SCRR 1957 As a % of (A+B+C2) (VIII)	Number of Voting Rights held in each class of securities (X)		Shareholding as a % assuming full conversion of convertible securities (as a percentage of diluted share capital) (XI)=(VII)+(X) As a % of (A+B+C2) (X)	Number of Locked in shares (XII)	Number of Shares pledged or otherwise encumbered (XIII)	Number of equity shares held in dematerialized form (XIV)
								Class	Total				
(1)													
(a)	Individuals/Hindu undivided Family												
(b)	Central Government/State Government(s)												
(c)	Financial Institutions/Banks												
(d)	Any Other (specify)												
	Bodies Corporate		1	174370	0	0	3.3459	174370	0	3.3459	0	0.0000	174370
	PRANTIK VYAPAAR PRIVATE LIMITED												
	Promoter	AADCP8630H	1	174370	0	0	3.3459	174370	0	3.3459	0	0.0000	174370
	Sub Total		1	174370	0	0	3.3459	174370	0	3.3459	0	0.0000	174370
(2)	Foreign Individuals (Non-Resident Individuals/Foreign Individuals)												
(a)	Government												
(b)	Institutions												
(c)	Foreign Portfolio Investor												
(d)	Any Other (specify)												
(e)	Sub Total		0	0	0	0	0.0000	0	0	0.0000	0	0.0000	0
	Total Shareholding of Promoter and Promoter Group (A)=(I)+(A)(2)		1	174370	0	0	3.3459	174370	0	3.3459	0	0.0000	174370




Table III - Statement Showing shareholding pattern of the Public shareholder as on 30/09/2022

Category & Name of the Shareholders (I)	Nos. of sharehold-ers (II)	No. of fully paid up equity shares held (IV)	Partly paid-up equity shares held (V)	Nos. of shares underlying Depository Receipts (VI)	Total nos. shares held (VII)=(IV)+(V)+(VI)	Shareholding % calculated as per SCRR, 1957 As a % of (A+B+C2) (VII)	Number of Voting Rights held in each class of securities (X)			Total Shareholding as a % assuming full conversion of convertible securities (as a percentage of diluted share capital) (X)+(VII)+(A+B+C2)	Number of Locked in shares (XI)	Number of shares pledged or otherwise encumbered (XII)	Sub-categorization of shares (XV)	
							No of Voting Rights	Class x	Class y				Sub-Category (i)	Sub-Category (ii)
(1)	(2)	(3)	(4)	(5)	(6)	(7)	(8)	(9)	(10)	(11)	(12)	(13)	(14)	(15)
(a) Mutual Funds														
(b) Venture Capital Funds														
(c) Alternate Investment Funds														
(d) Banks														
(e) Insurance Companies														
(f) Provident Funds / Pension Funds														
(g) Asset Reconstruction Companies														
(h) Sovereign Wealth Funds														
(i) NBFCs Registered with RBI														
(j) Other Financial Institutions														
(k) Any Other (specify)														
(2) Sub-Total	0	0	0	0	0	0.0000	0	0	0	0.0000	0	0.0000	0	0
(e) Institutions (Foreign)														
(e) Foreign Direct Investment														
(b) Foreign Venture Capital Investors														
(c) Sovereign Wealth Funds														
(d) Foreign Portfolio Investors Category I														
(e) Foreign Portfolio Investors Category II														
(f) Overseas Depositories (holding DRs) (balancing figure)														
(g) Any Other (specify)														
(3) Sub-Total	0	0	0	0	0	0.0000	0	0	0	0.0000	0	0.0000	0	0
(a) Central Government / State Government(s)														
(a) Central Government / President of India														
(b) State Government / Governor														
(c) Shareholding by Companies or Bodies Corporate where Central/State Government is a promoter														
(4) Sub-Total	0	0	0	0	0	0.0000	0	0	0	0.0000	0	0.0000	0	0
(a) Non-Institutions Associate Companies / Subsidiaries														



Table III - Statement Showing shareholding pattern of the Public shareholder as on 30.09.2022

Category & Name of the Shareholders (i)	PAN (ii)	Nos. of Shareholders (iii)	No. of fully paid up equity shares held (iv)	Partly paid up equity shares held (v)	Nos. of shares Depository Receipts (vi)	Total nos. shares held (vii) = (iv) + (v) + (vi)	Shareholding % calculate as per SCRR, 1957) As a % of (A+B+C2) (viii)	Number of Voting Rights held in each class of securities (ix)			Total Shareholding as a % assuming full conversion of convertible securities (as a percentage of diluted share capital) (X) = (VII) + (X) As a % of A+B+C2	Number of Locked in shares (xi)	Number of shares pledged or otherwise encumbered (xii)		Sub-categorization of shares (xv) Shareholding (No of shares) under
								No of Voting Rights	Class x	Class y			No. (a)	No. (Not appli cable) (b) (e)	
(b) Directors and their relatives (excluding independent directors and nominee directors)															
(c) Key Managerial Personnel															
(d) Relatives of Promoters (other than immediate relatives of promoters disclosed under Promoter and Promoter Group category)															
(e) Trusts where any person belonging to Promoter and Promoter group category is trustee, beneficiary or author of the trust															
(f) Investor Education and Protection Fund Authority															
(g) Resident Individuals holding nominal share capital upto Rs.2 lakhs		285	1143665	0	0	1143665	21.9454	0	1143665	0	0.0000	NA	1037599	0	0
(h) Resident Individuals holding nominal share capital in excess of Rs.2 lakhs		10	272000	0	0	272000	5.2193	0	272000	0	0.0000	NA	272000	0	0
(i) Non Resident Indians (NRIs)															
(j) Foreign National															
(k) Foreign Company / OCB															
(l) Bodies Corporate		53	3504236	0	0	3504236	67.2415	0	3504236	0	0.0000	NA	1466998	0	0
SAWARIA TRADING PRIVATE LIMITED	AADCA9933L	1	710550	0	0	710550	13.6345	0	710550	0	0.0000	NA	710550	0	0
ANUSHREE TRADELINK PVT LTD		1	350000	0	0	350000	6.7160	0	350000	0	0.0000	NA	0	0	0
MAHIMA SUPPLIERS PVT LTD GRACEFUL ADVISORY SERVICES PVT LTD		1	300000	0	0	300000	5.7566	0	300000	0	0.0000	NA	0	0	0
NEWAVE DEALERS PVT LTD LOWER VYAPAR PVT. LTD. RAFFLE MERCANTILES PVT LTD	AAFC54784P	1	262200	0	0	262200	5.0313	0	262200	0	0.0000	NA	262200	0	0
PRESTIGE CREATIONS PVT LTD		1	250000	0	0	250000	4.7972	0	250000	0	0.0000	NA	0	0	0
BESTLITE MERCANTILE PVT LTD		1	180000	0	0	180000	3.4540	0	180000	0	0.0000	NA	0	0	0
MRINMOYEE VINIMAY (P) LTD. WELQUIN SUPPLIERS PRIVATE LIMITED		1	150000	0	0	150000	2.8783	0	150000	0	0.0000	NA	0	0	0
SIGNET VINIMAY PVT. LTD.	AAACW2828F	1	105000	0	0	105000	2.0148	0	105000	0	0.0000	NA	105000	0	0
Any Other (Specify)		1	56350	0	0	56350	1.0813	0	56350	0	0.0000	NA	56350	0	0
Trusts		1	5000	0	0	5000	0.0959	0	5000	0	0.0000	NA	5000	0	0
Resident Individual (HUF)		21	112150	0	0	112150	2.1520	0	112150	0	0.0000	NA	112150	0	0
Sub Total		370	5037051	0	0	5037051	96.6541	0	5037051	0	0.0000	NA	2893747	0	0




MANGLAM INDIA LTD.
Table III - Statement Showing shareholding pattern of the Public shareholder as on 30/09/2022

Category & Name of the Shareholders (I)	Nos. of sharehold-ers (III)	No. of fully paid up equity shares held (IV)	Partly paid-up equity shares held (V)	Nos. of shares underlying Depository Receipts (VI)	Total nos. shares held (VII)=(IV)+(V)+(VI)	Shareholding % as per SCRR, 1957, As a % of (A+B+C2) (VII)/(V1)	Number of Voting Rights held in each class of securities (IX)			Total Shareholding as a % assuming full conversion of convertible securities (as a percentage of diluted share capital) (X)=(VII)+(X)	Number of Locked in shares (XII)		Number of shares pledged or otherwise encumbered (XIII)		Sub-categorization of shares (XV) Shareholding (No. of shares) under		
							No of Voting Rights	Class x	Class y		Total	No. (a)	As a % of total shares held (b)	No. (Not applicable)	As a % of total equity shares held in dematerialized form (Not applicable) (a) (b) (XIV)	Sub-Category (i)	Sub-Category (ii)
Total Public Shareholding (B)=(B1)+(B2)+(B3)	370	5037051	0	0	5037051	96.6541	5037051	0	5037051	96.6541	0	0.0000	NA	2693747	0	0	0
Details of the shareholders acting as persons in Concert																	
NIL																	



Table IV - Statement Showing shareholding pattern of the Non Promoter - Non Public shareholder as on 30/09/2022

Category & Name of the Shareholders (I) Custodian / DR Holder	PAN (II)	No of shareholders (III)	No of fully paid up equity shares held (IV)	Partly paid up equity shares held (V)	Nos. of underlying Depository Receipts (VI)	Total nos. shares held (VII)=(IV)+(V)+(VI)	Shareholding % calculated as per SCRR, 1957) As a % of (A+B+C2) (VIII)	Number of Voting Rights held in each class of securities (IX)		Total Shareholding as a % assuming full conversion of convertible securities as a percentage of diluted share capital (XI)=(VII)+(X) As a % of A+B+C2	Number of Locked in shares (XII)	Number of shares pledged or otherwise encumbered (XIII)	As a % of total shares held (Not applicable) (Not applicable) (XIV)
								No of Voting Rights	Total as a % of Total Voting rights (X)				
		Class (I)	Class (II)	Class (III)	Class (IV)	Class (V)	Class (VI)	Class (VII)	Class (VIII)				
(1) Employee Benefit Trust/Employee Welfare Trust under SEBI (Share based Employee Benefits and Sweat Equity) Regulations, 2021			0	0	0	0	0.0000	0	0	0.0000	0	0	0
(2) Total Non Promoter - Non Public Shareholding (C)=(C1)+(C2)			0	0	0	0	0.0000	0	0	0.0000	0	0	0



MANGLAM INDIA LTD.

Annexure

Table V - Statement showing details of significant beneficial owners as on 30/09/2022

Sr No	Details of the (SBO) (I)		Details of the registered owner (II)			Details of holding / exercise of right of the SBO in the reporting company, whether direct or indirect: Whether by virtue of (III)			Date of creation / acquisition of significant beneficial interest (IV)		
	PAN / Passport No. in case of a foreign national	Nationality	Name	PAN / Passport No. in case of a foreign national	Nationality	Shares (%)	Voting rights (%)	Rights on distributable dividend or any other distribution (%)		Exercise of significant influence	Exercise of control



Table VI - Statement showing foreign ownership limits

	Board approved limits	Limits utilized
As on shareholding date		
As on the end of previous 1st Quarter		
As on the end of previous 2nd Quarter		
As on the end of previous 3rd Quarter		
As on the end of previous 4th Quarter		



MANGLAM INDIA LTD.				
Shareholding Summary as on 30/09/2022				
As per Folio/Client Id				
Form	No of Records	% to Total Records	No of Shares	% to Total Shares
PHYSICAL	58	15.6334	2143304	41.1271
NSDL	313	84.3666	3068117	58.8729
CDSL	0	0.0000	0	0.0000
TOTAL	371	100.0000	5211421	100.0000

